


Certificate of Analysis

Ipamorelin, CJC-1295 no DAC

Compound : Ipamorelin, CJC-1295 no DAC **Client** : Skyline Peptides
Lot number : 2025-07-02 www.skylinepeptides.com
Analysis date : 2025-07-23
Purity % : 98.75%
Method : HPLC-UV-MS

High Performance Liquid Chromatography (HPLC) UV – Purity Test



PEAK LIST		Number of detected peaks: 11		
	Time (min)	Area	%Area	
1	5.13	5.47E+04	90.12	Ipamorelin
2	5.31	6.98E+00	0.01	
3	5.40	1.32E+01	0.02	
4	5.80	1.37E+01	0.02	
5	5.89	7.04E+00	0.01	
6	5.94	3.07E+02	0.51	
7	6.00	4.85E+01	0.08	
8	6.10	3.46E+02	0.57	
9	6.43	1.07E+01	0.02	
10	6.56	6.13E+00	0.01	
11	6.76	5.24E+03	8.63	CJC-1295 no DAC

Overall Purity : 98.75

Analysis Performed by
 Ken Pendarvis, ChE
 Analytical Chemist
 MZ Biolabs
contact@mzbiolabs.com



2025-07-25

Note: Injectable peptides may contain salts and sugars to aid in solubility and act as pH buffers. These are not normally detected using UV and are not considered impurities.

Ipamorelin, CJC-1295 no DAC

Mass Spectrometry (MS) – Identity Test

Identity confirmed using HPLC-MS

Molecular weight calculated using monoisotopic m/z values from mass spectrum

Note : Monoisotopic m/z values are not easily seen in full spectrum view for larger molecules and peptides.
The dominant isotopic peak (base peak) shown in the spectrum below can be used to approximate the average molecular weight frequently reported by vendors and databases as a secondary means of confirmation.

Ipamorelin

PubChem CID: 9831659

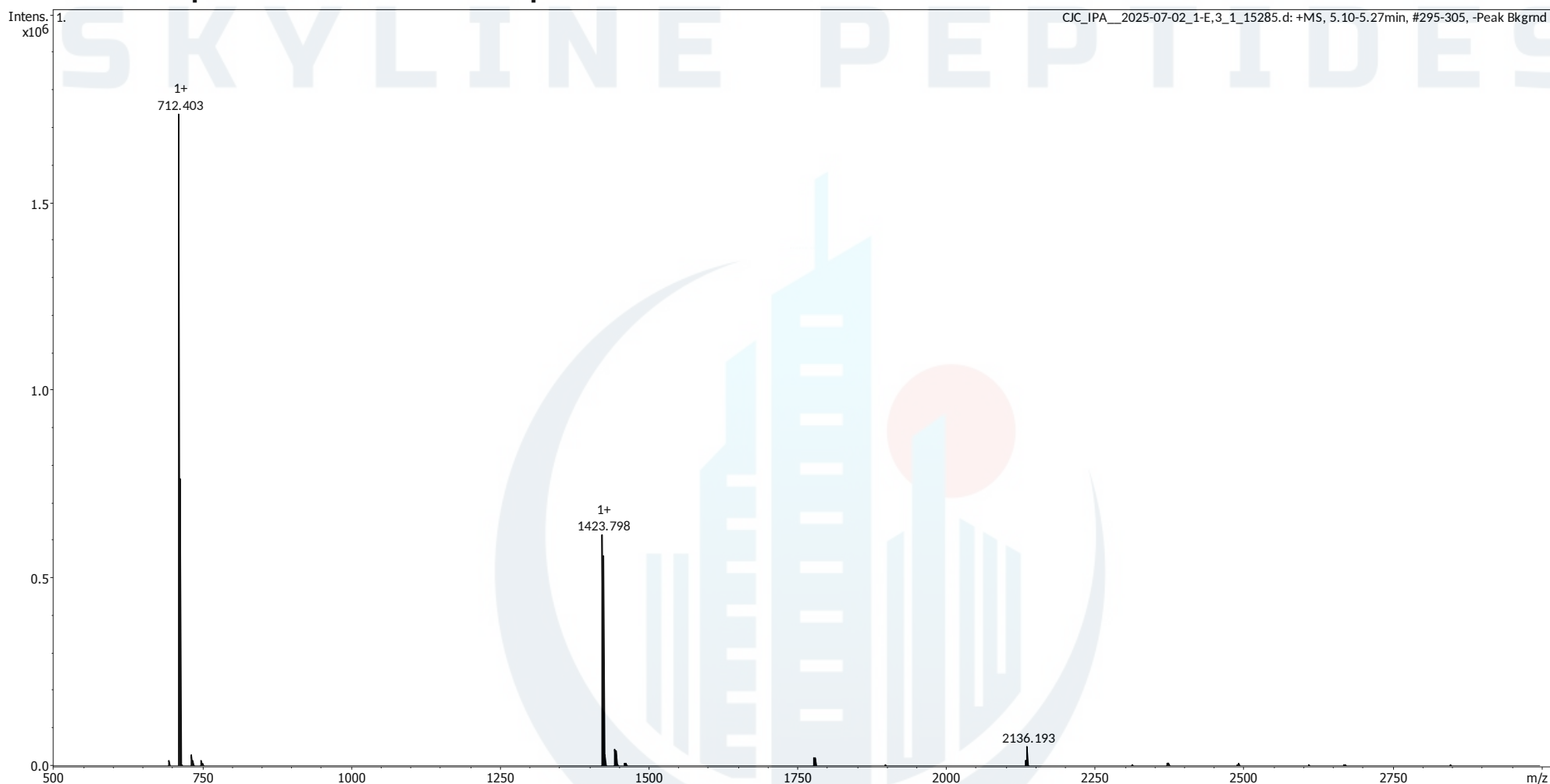
<https://pubchem.ncbi.nlm.nih.gov/compound/9831659>

Expected monoisotopic mass : 711.38 Da

Measured monoisotopic mass : 711.40 Da

Molecular weight confirmed

Ipamorelin recorded MS Spectrum



Analysis Performed by
Ken Pendarvis, ChE
Analytical Chemist
MZ Biolabs
contact@mzbiolabs.com



2025-07-25

Ipamorelin, CJC-1295 no DAC

Mass Spectrometry (MS) – Identity Test

Identity confirmed using HPLC-MS

Molecular weight calculated using monoisotopic m/z values from mass spectrum

Note : Monoisotopic m/z values are not easily seen in full spectrum view for larger molecules and peptides.
The dominant isotopic peak (base peak) shown in the spectrum below can be used to approximate the average molecular weight frequently reported by vendors and databases as a secondary means of confirmation.

CJC-1295 no DAC

PubChem CID: 91971820

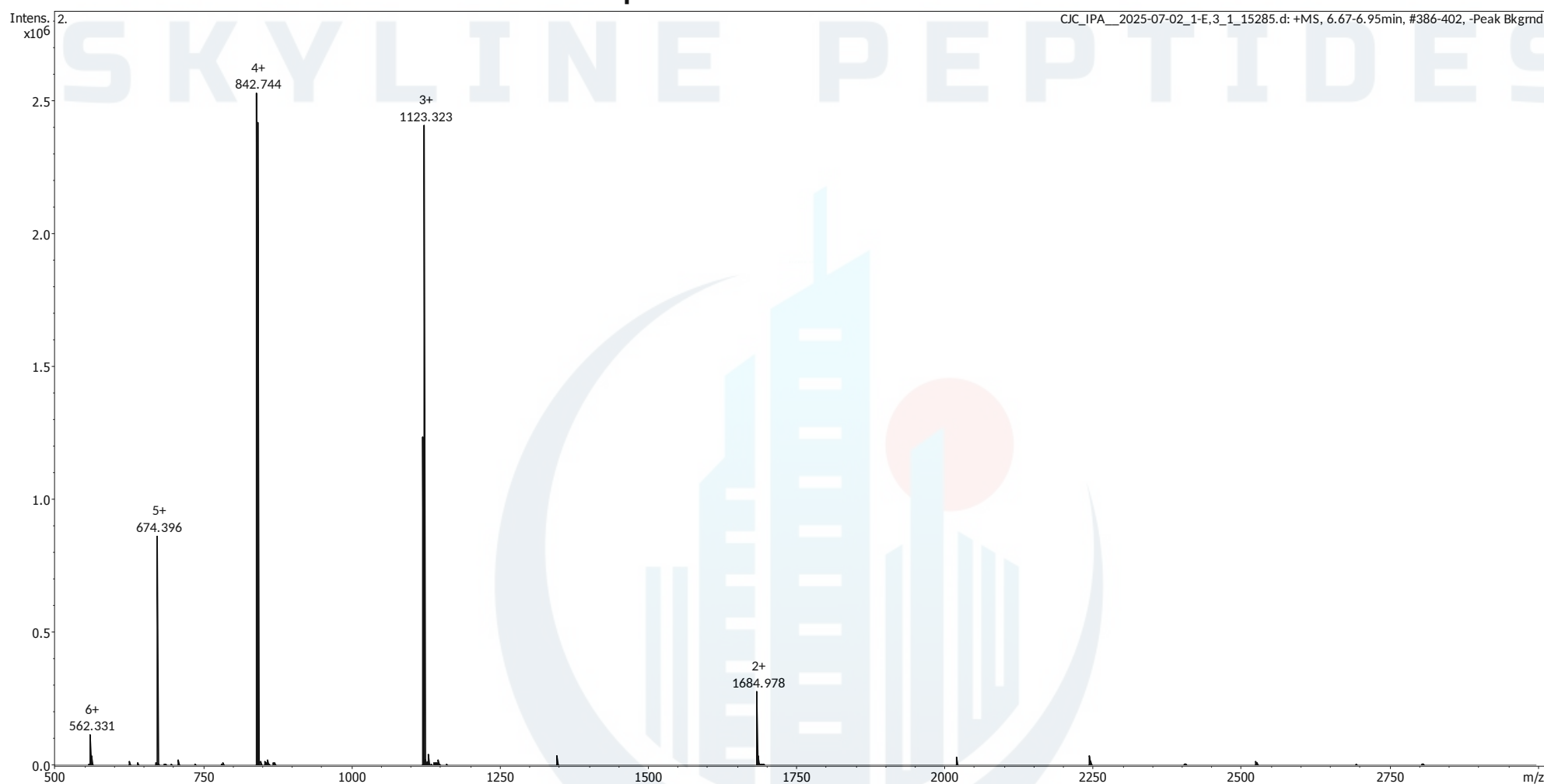
<https://pubchem.ncbi.nlm.nih.gov/compound/91971820>

Expected monoisotopic mass : 3365.89 Da

Measured monoisotopic mass : 3365.97 Da

Molecular weight confirmed

CJC-1295 no DAC recorded MS spectrum



Analysis Performed by
Ken Pendarvis, ChE
Analytical Chemist
MZ Biolabs
contact@mzbiolabs.com



2025-07-25